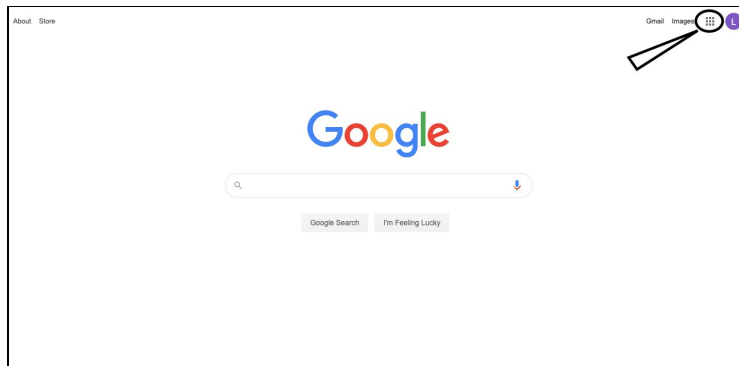


Eureka Union School District

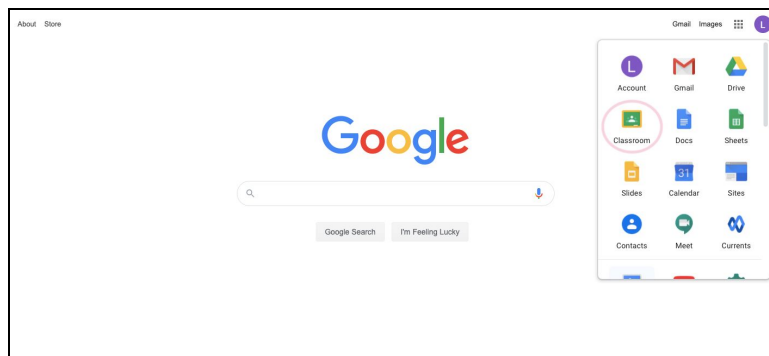
First Day Technology Instructions

Students should log on to Chromebooks using their [Google Login](#). If you do not know your student's Google login information, please follow the directions [HERE](#). If a student is using a personal device they will want to log on to Google at www.google.com using the same [Google Login](#).

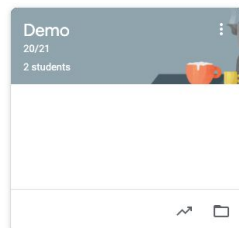
After signing into Google, students will want to click on the waffle in the top right corner:



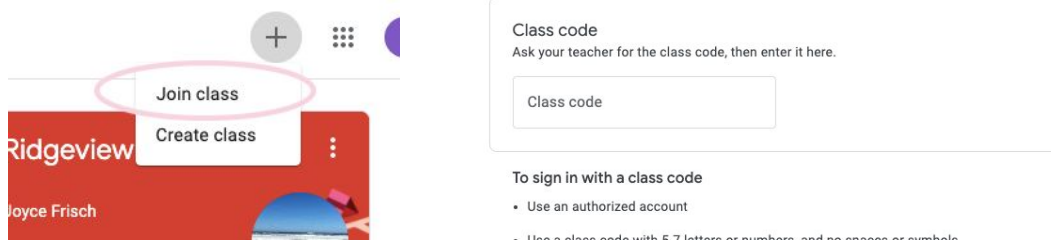
Next they will click on the Classroom link:



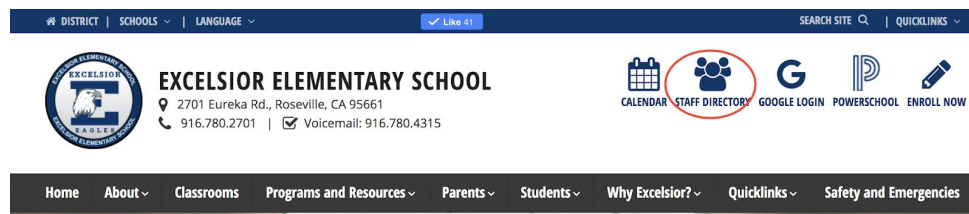
Then student will choose their current year teacher's Google Classroom:



If their teacher's classroom is not an option, they should select the "+" sign in the upper right hand corner and select "Join Class".



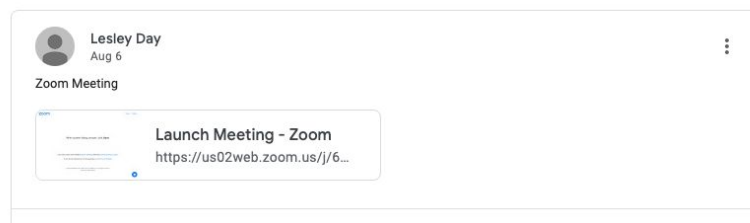
They will then need to enter their teacher's class code, which will be posted to the teacher's class website, which can be accessed through the "Staff Directory" link at the top of each school's homepage.



Once the student has logged in to Google Classroom they will find the Zoom invitation by clicking on the Stream or Classwork tab, or in the Calendar:



Lastly, the student will click on the Zoom link and join the meeting.



The student will enter a waiting room and may need to wait for the teacher to allow access to the Zoom meeting.